

LINOVISION

户外直通式 PoE 交换机

型号：POE-SW305WP

快速导览 (V1.0/2026-4-10)



包装



POE-SW305WP



Terminal



Metal Straps

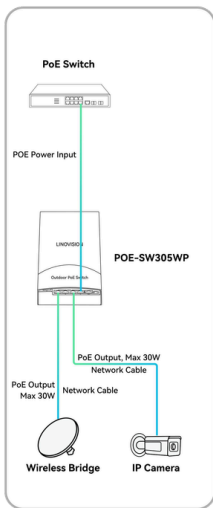
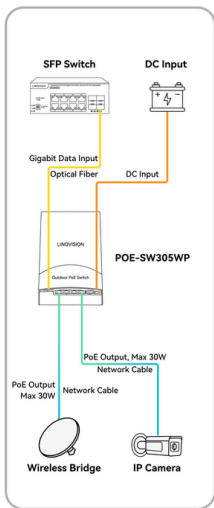


Wall-Mounting
Screw Accessories



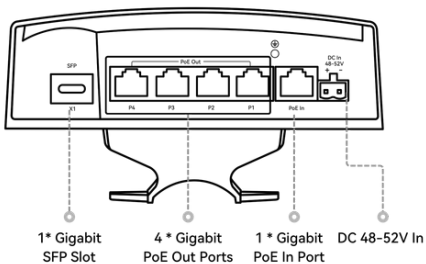
Quick Guide

连接示意图

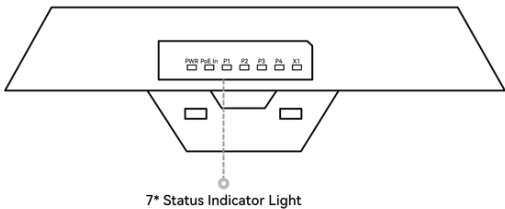


接口

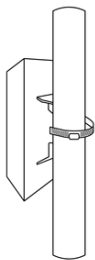
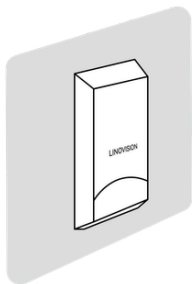
前视图



侧视图



安装



壁挂安装 & 抱杆安装

技术规格表

Hardware	
Dimensions (W*D*H)	135 × 45 × 228 mm (5.31 × 1.77 × 8.98 in)
Weight	0.4 kg (0.88 lb)
Installation	Wall mounting / Pole mounting
Protection Level	IP55
Interface	
PoE Ports	4 × 10/100/1000Mbps RJ45 (48V PoE output, PSE, IEEE 802.3af/at)
Uplink Port	1 × 10/100/1000Mbps RJ45 (52V PoE input, PD, IEEE 802.3bt)
SFP Port	1 × 1000Mbps SFP uplink
Performance	
Switching Capacity	20Gbps
Forwarding Rate	11.9Mpps
MAC Address Table	4K
Port Feature	Auto-negotiation supported
Forwarding	Wire-speed forwarding on all ports
Power	
Input Power	DC 48V 1.6A or PoE 52V 1.5A
PoE Input	Port 1: IEEE 802.3bt (PD)
PoE Output	Ports 2-5: IEEE 802.3af/at PoE output, up to 25W per port
Total PoE Budget	87W (DC input) / 60W (PoE input)
Standby Power Consumption	4W
Standards & Protocols	
Standards	IEEE 802.3, IEEE 802.3u, IEEE 802.3ab, IEEE 802.3x
PoE Standards	IEEE 802.3af, IEEE 802.3at, IEEE 802.3bt
Environmental	
Operating Temperature	-20°C ~ 60°C (-4°F ~ 140°F)
Storage Temperature	-50°C ~ 80°C (-58°F ~ 176°F)
Operating Humidity	≤10% ~ 90% (non-condensing)
Storage Humidity	≤5% ~ 90% (non-condensing)

LED 指示灯

LED	Status	Indication
PWR	On	Device is powered on and operating normally
PoE In	On	PoE input power is connected
	Blinking	Data transmission in progress
P1-P4	On	Device connected to the corresponding port
	Blinking	Data transmission in progress
X1	On	SFP port connected
	Blinking	Data transmission in progress